



## **IOT BASED MONITORING AND MAINTENANCE OF HIGHWAY BRIDGES USING WSN**

**Dr. G. Ahmed Zeeshan**

(Professor and Head Department Of Ece), Global Institute Of Engineering And Technology,  
Moinabad, Telangana, India.

**Mr.Md Altaf ur Rahman**

(Assistant Professor), Global Institute Of Engineering And Technology, Moinabad,  
Telangana, India.

**Kale Shivani Bai**

Global Institute of Engineering and Technology, Moinabad, Telangana, India

**ABSTRACT:** - We present an IOT based bridge monitoring system using WSN technology. The advanced modification of sensor technology have brought the automated real- time bridge health monitoring system such system will help in disaster management. This is developed using wireless sensor network (WSN) technology. This system consist of multiple sensor to monitor the bridge condition continuously via Accelerometer to detect the jerks in the bridge , vibration sensor to detect the vibration occurs an bridge ,flex sensor to detect the bend in a bridge ,water level sensor to detect level of water. Load sensor to know the weight on the bridge.ir sensor used for detect the obstacle. When these are high then only buzzer on and also The data from various sensor is processed by microcontroller and transmitted to server and for management system to have real –time monitoring of the bridge condition via mobile telecommunication device through GSM model.

### **1. INTRODUCTION**

In bridge monitor system structural integrity of bridge is monitor. It is quite difficult to monitor the health of critical bridge items of maintenance and operations are required. The advancement in sensor technology have brought the automated real-time bridge health monitoring system using IOT[1]. In many countries , many bridges have exceeded their 50-year life span. Old bridges can not face to several nature disasters. The bridges in such countries are likely suffer from the damage[2]. Tragic is the famous examples of bridge being monitored by the sensor network on August 1,2007, a bridge spanning the Mississippi river in Minneapolis collapsed suddenly under the weight of the rush hour traffic ,killing 13 people and injuring another 145. The bridge was rebuild shortly thereafter, this time equipped with hundreds of sensors to monitor its health and give early warnings[3]. Many long span bridges in Korea and in Japan have adopted this Realtime health monitoring system. Therefore, in this paper, the IOT, Wireless sensor network are adopted for real-time bridge monitoring system[4]. For communication purpose GSM is used for long distance (between the bridge and the

management system ) data communication. This technology can be called MBM (Monitoring Based Maintenance). Fig.1.The Charilaos Trikoupis Bridge in Greece[3]

## 2. LITERATURE REVIEW:

A. R. Pawar et al in [5] explained the Structural health monitoring system used to measuring the key parameter of the structural and environmental conditions on a continuous base at real-time. Purposes of SHM (Structural Health monitoring) are detect structure damage, safety, disaster mitigation etc. Wireless sensors to monitor physical or environmental condition like pressure, level of water, acceleration etc. For bridges and dams application, wireless sensor measures the acceleration, tilting angle of bridge pillar and water level. The wireless sensor network is used in industry, urban terrain tracking and civil structure monitoring, security and surveillance, smart buildings etc.

Ren-Guey Lee et al.[6] gives an efficient and reliable backup scheme for bridge monitoring system by using the wireless sensor network (WSN). By collecting the environment parameters transmitting the numerical data to the gateway through the multiple-hop relay, and then it further stores data in the back-end database for the specialized monitoring staffs to analyze and study. This system can able to improve the inconvenience to add or remove sensor nodes in an existing wired bridge monitoring network.

Jin-Linn Lee [7] explained IOT-based bridge safety monitoring system is developed using the ZigBee technology. This system is composed of monitoring devices installed in the bridge environment; communication devices connecting the bridge monitoring devices and the cloud-based server analyzes data transmitted from the monitoring devices.

Amro Al-Radaideh, A. R. Al-Ali, Salwa Bheiry, Sameer Alawnah [8] developed an “A Wireless Sensor Network Monitoring System for Highway Bridges” which presents an autonomous wireless sensor network system to monitor structural health in highways bridges. The system consists of a wireless Data Acquisition Unit (DAQ), management middleware. The sensors gather the bridge health signs and transmit them promptly via wireless transmitter to the management and evaluation middleware for further processing.

Chih-Chyau Yang and Ssu-Ying Chen [9] developed an “A Rugged Sensor System for Real-time Bridge Safety Monitoring” which presents a rugged sensor system with proposed algorithm to monitor the bridge in real time. The presented rugged sensor system consists of under-water sensor nodes with the wired Ethernet communication protocol, a PoE switch and a data logger. The developed under-water sensor node adopts the vibration sensing mechanism to detect the bridge scour by using the accelerometer sensor.

Shivan Haran [10] discusses the monitoring of bridges using WSN. A heterogeneous network of WSN and conventional P2P together with a combination of sensing devices is to be used on a bridge model. Issues related to condition assessment of the bridge for situations including faults, overloads, etc., as well as analysis of network and system performance is discussed. 3.

## 3. SYSTEM OVERVIEW

The proposed system is the development of bridge monitoring system using IOT. The system continuously monitors the bridge condition. The sensors are installed on various parts of the bridge to monitor the environmental condition on a bridge. The system uses different sensor to get the bridge information like water level sensor, flex sensor, vibration sensor, Accelerometer and sensor. At any point of time if any parameters cross their threshold value the communication system informs the management system giving an alarm for taking

precautionary actions. The system block diagram is as shown below fig.(2).

This system consist of one master unit & no of slave units .The slave unit consist of no. of sensors which will use to sense the different parameter like acceleration, bend, vibration and level of water .The data collected by the sensors is processed by the microcontroller and this data is also store to the cloud through IOT. If any of the parameter cross their threshold value then controller automatically close the gate on bridge and the communication system (.i.e. GSM module) inform the management system. Master unit consist of LCD display which display difference parameter or status of all sensors of slave unit. The bridge collapse detects by using different sensor. The safety level buzzer will blow &GSM will send SMS to management system .

#### 4. PROJECT DESCRIPTION

This chapter deals with working and circuits of “”. It can be simply understood by its block diagram &circuit diagram.

#### BLOCK DIAGRAM:

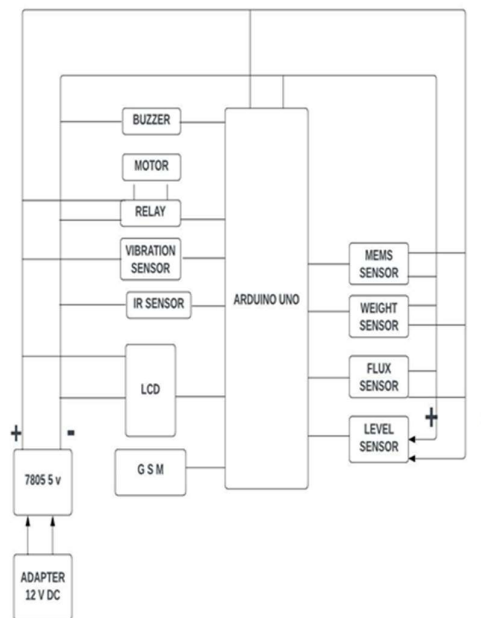


Fig.1 Block Diagram Of Monitoring And Maintenance Of Highway Bridge Using Wsn  
The proposed system is the development of bridge monitoring system using IOT. The system continuously monitors the bridge condition. The sensors are installed on various parts of the bridge to monitor the environmental condition on a bridge. The system uses different sensor to get the bridge information like water level sensor, flex sensor, vibration sensor, Accelerometer and sensor. At any point of time if any parameters cross their threshold value the communication system informs the management system giving an alarm for taking precautionary actions. The system block diagram is as shown. This system consists of one master unit & no of slave units. The slave unit consist of no. of sensors which will use to sense the different parameter like acceleration, bend, vibration, and level of water. The data collected by the sensors is processed by the microcontroller and this data is also store to the cloud through IOT. If any of the parameter cross their threshold value then controller automatically close the

gate on bridge and the communication system (. i.e., GSM module) inform the management system. Master unit consist of LCD display which display difference parameter or status of all sensors of slave unit. The bridge collapse detects by using different sensor. The safety level buzzer will blow &GSM will send SMS to management system

## 5. RESULTS




Fig 2 overall implemented system




Fig 3 vibration, flux and weight parameters showing the values in the lcd




Fig4. Output showing all parameters are crossed their threshold values

## 6. CONCLUSION

This System proposed using a wireless sensor network. The system uses a sensor network for data collection and the collected data is also store to the cloud through IOT. The GSM module

is for communication link between the bridge and management center. In this system obtained results are matched with the threshold value if the obtained value are below or above the threshold value then appropriate action will be taken by management. This method has advantages of real-time alarming and little computation, which provides an efficient and effective algorithm for real-time alarming of extreme events in structural health monitoring.

## 7. REFERENCES

1. Systems, C. (2001) 'Bridge monitoring system', 4863(December). Available at: <https://patents.google.com/patent/US6240783B1/en?q=bridge&q=health&q=real+time&q=monitoring&q=using&q=labview>.
2. Shitalnandkishorvitekar, M. and Patil, M. V. A. (2017) 'Automatic Bridge Monitoring System Using Wireless Sensor Network', IOSR Journal of Electronics and Communication Engineering 12, pp. 29–33. doi: 10.9790/2834-1206012933.
3. Anna Forster;"Introduction to wireless sensor network", John wiley&sons, inc.,Hoboken, New Jersey,2016
4. Sonawane S., Bhadane N., Zope S.;"Design of bridge monitoring system based on IOT", MVP Journal of Engineering Sciences, Vol 1(1), June 2018
5. Y. R. Risodkar; A.S. Pawar," A survey: Structural health monitoring of bridge using WSN"2016 International Conference on Global Trends in SignalProcessing, Information Computing and Communication, 2017
6. Ren-Guey Lee; Kuei-Chien Chen; Shao-Shan Chiang ; Chien-Chih Lai ; Hsin-Sheng Liu ; Ming-Shya"A backup routing with wireless sensor network forbridge monitoring system", 4th Annual Communication Networks and Services Research Conference (CNSR'06).
7. Jin-Lian Lee, Yaw-Yauan Tyan, Ming-Hui Wen, YunWu Wu "Development of an IoT-based Bridge Safety Monitoring System" Proceedings of the 2017IEEE International Conference on Applied System Innovation IEEE-ICASI 2017.
8. Amro Al-Radaideh, A. R. Al-Ali, Salwa Bheiry, Sameer Alawnah developed an "A Wireless Sensor Network Monitoring System for Highway Bridges" 1st International Conference on Electrical and Information Technologies ICEIT"2015.
9. Chih-Chyau Yang and Ssu-Ying Chen developed an "A Rugged Sensor System for Real- time Bridge Safety Monitoring in Taiwan", 2016.
10. Shivan Haran, Shubhalaxmi Kher, Vandana Mehndiratta "Bridge monitoring using heterogeneous wireless sensor network".